

Iwate Prefectural Citizens' Forest

Forestry Museum Woodcraft Center Campground



Welcome to the Prefectural Citizens' Forest

Located 500-1,000m from Mt. Iwate's northern foot, the Prefectural Citizens' Forest is a 360ha. vast forest park. The facility was opened in 1968 and through hosting national tree-planting (1974) and tree-raising (1984) events has grown into what you see today.

The forest is mainly man-made karamatsu (*Larix kaempferi*) groves and deciduous broad-leaf trees. It is inhabited by many wild animals and birds such as the Japanese serow.

Park facilities include the Forestry Museum, Woodcraft Ctr. and campground, allowing visitors to deepen their understanding of forests, the forestry industry and the natural world. Nature observation events and woodcraft workshops are also held from time to time.

You can readily experience the beauty of Iwate in every season at Iwate Prefectural Citizens' Forest. We await your visit.

Access Map



[Public transport] Kenpoku bus from JR Morioka Sta.
to Prefectural Citizens' Forest stop (70min)

[Private vehicle] 11km from Tohoku Expressway
Matsuo Hachimantai IC via prefectural route 45 (20min)

• Parking for 100 vehicles (30 in winter)

[Inquiries]

☎ 0195-78-2092

Iwate Prefectural Citizens' Forest and Forestry Museum

1-515-5 Matsuo-yoriki, Hachimantai City,
Iwate Prefecture, 028-7302

Opening hours: 9:00 a.m. ~ 4:00 p.m.

Closed: every Tuesday (or the following day if

Tuesday is a holiday), New Year's period (Dec.29-Jan.3)



@forest_iwate

Spring



'Husband and Wife' cherry trees

Summer



Corridor of birch trees

Autumn



Matsukawa Gorge

Winter



Frozen Nanataki Falls

Forest maps for each season are available from the museum

Forestry Museum (free admission)



Learn through play about the nature, forests and forestry industry found at the foot of Mt. Iwate. The building is made of timber grown in Iwate Prefecture giving off warmth and a woody aroma.

At the entrance, you will be welcomed by a display of 100 year old beech and red pine trees. Get to know the forests through fun displays, forestry dioramas, etc.



Multipurpose hall / meeting room available for general use (fees apply)



Inside the museum, the second floor mezzanine gallery can be used for exhibitions (free)


Woodcraft Center ☎0195-78-4115



With a wide collection of woodcraft tools and larger carpentry machines, you can create a range of wooden items in our workshop. Even beginners can participate with gentle instruction from our team.


Orders and requests outside our regular workshop menu can be accommodated. Please direct all inquiries to the Woodcraft Center.

Campground (Jun.-Sep.) ☎0195-78-2092




The campground is in a forest running along Matsukawa Gorge. It has wooden decks on which to set up tents, outdoor toilets and camp kitchen.

The children's corner is full of wooden play equipment!



A wooden pool containing 3,000 individual hinoki cypress balls of 3.5cm diameter resembles Hachimantai Dragon Eye. Enter inside and you will be gently enveloped in the lovely smell of hinoki cypress. There are three chicks mixed in with the wooden balls. See if you can find them!

With a height of 90cm and a length of 190cm even small children can safely enjoy this compact wooden slide. The surface of the slide was finished with layers of urushi lacquer by a local craftsman. Please savor the feeling of gliding smoothly over the urushi lacquer.



"Our wooden home" is a model residence constructed from timber. Inside is a wooden kitchen with a wide collection of wooden tableware and food allowing children to enjoy playing house. There are also plenty of the finest wooden toys. Children can play comfortably in the timber's warmth.



Our secret treehouse

The highlight of the museum is a two-story wooden fortress with ladders and ropes for climbing adventures. The very popular 11m long tube slide is a great thrill.



Comprehensive exhibit of forests, industry and timber uses



Just through a visit to the museum, you can deepen your knowledge of forests and raise awareness of the UN Sustainable Development Goals.



Handicraft workshops using forest materials (fees apply)



In the museum, you can make your own handicrafts using seeds, flowers, etc. taken from the Prefectural Citizens' Forest. By creating their chosen product using the blessings of the forest, you can nurture children's creative power and increase their appreciation for nature.



Left : A photo frame that both adults and children can make using the plentiful seasonal materials
Right : Pine cone handicrafts



Get hands on with nature with our full list of programs

- Seasonal forest guide maps
- Frozen Nanataki Falls snowshoe tours
- Annual lecture on mushrooms
- Kadomatsu (New Years' pine decoration) workshop
- Carpentry workshops at the Woodcraft Center

Inquiries : Forestry Museum

☎0195-78-2092

For details, please see our website (Japanese only)